

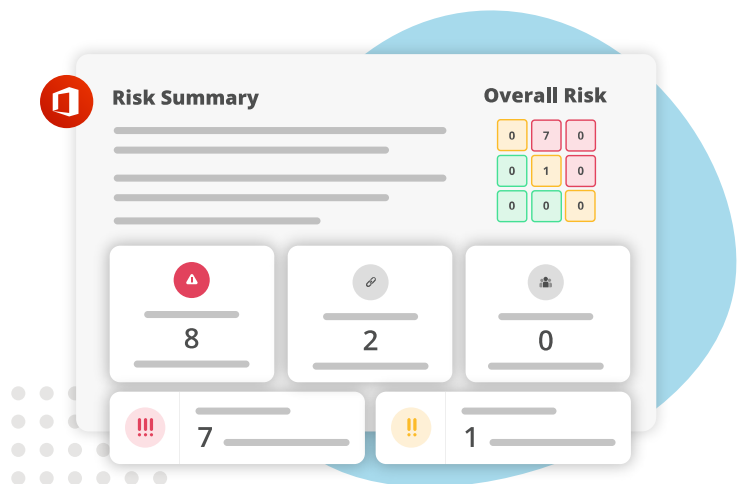
# Minimize Security and Compliance Risk

Get a handle on your collaboration security status with a rapid Risk Assessment.







**Microsoft has made sharing easy.** Users can share directly from files, from SharePoint, Teams, or even drop files in Teams chats. Almost every time this happens, unique permissions and maybe even anonymous links are created. Even if you're enough of a PowerShell expert to understand global M365 permissions, how do you know if there's an issue?

Part of [AvePoint Insights](#), our Risk Assessment report quickly summarizes updates and changes to your environment, in addition to identifying and prioritizing high-risk action items that require further action.

Easily sharable, this PDF report can be used as a benchmark to track progress over time.



## Quickly find out:

-  Who has access to sensitive data in your Microsoft 365 environment.
-  With whom data has been shared.
-  Whether sharing this data poses a risk to your business.
-  What data external users can access, specifically? Plus, how your level of risk is evolving over time.
-  Which documents have been shared with a particularly large number of people (or even the entire company).
-  Which Teams contain so-called shadow users (users who are not members of a Team, but can access a team's SharePoint site based on sharing permissions).

## What's Next?

Along with Insights, AvePoint [Policies](#) takes the findings from the Risk Assessment and puts them into action, minimizing security and compliance risk.



Insights makes it easy to monitor Office 365 permissions with tenant-wide security reports across your Microsoft cloud services. By aggregating sensitivity and activity data across your tenant, critical permissions issues are prioritized for action. Then, edit in bulk from actionable reports.

Next, AvePoint Policies puts those findings into action, making it easy to automate common rules for access, settings, external sharing, and more. As Policies catches configuration drift, notify users, and even revert the change automatically.

Securing collaboration in Teams, Groups, Sites, and OneDrive has never been easier.

“ When we first ran Policies and Insights, it came up with thousands of links that were shared incorrectly. We hit a button and it basically fixed all the links and that risk was instantly mitigated. ”

*Hannah Melton, Assistant Director IT | City of Port St. Lucie*

For more information  
about Cloud Backup,  
please visit

[www.avepoint.com](http://www.avepoint.com)

### How to Buy AvePoint Products

201.793.1111 | [Sales@AvePoint.com](mailto:Sales@AvePoint.com) | Request a demo at: [www.avepoint.com](http://www.avepoint.com)

AvePoint Global Headquarters | 525 Washington Blvd., Suite 1400 | Jersey City, NJ 07310